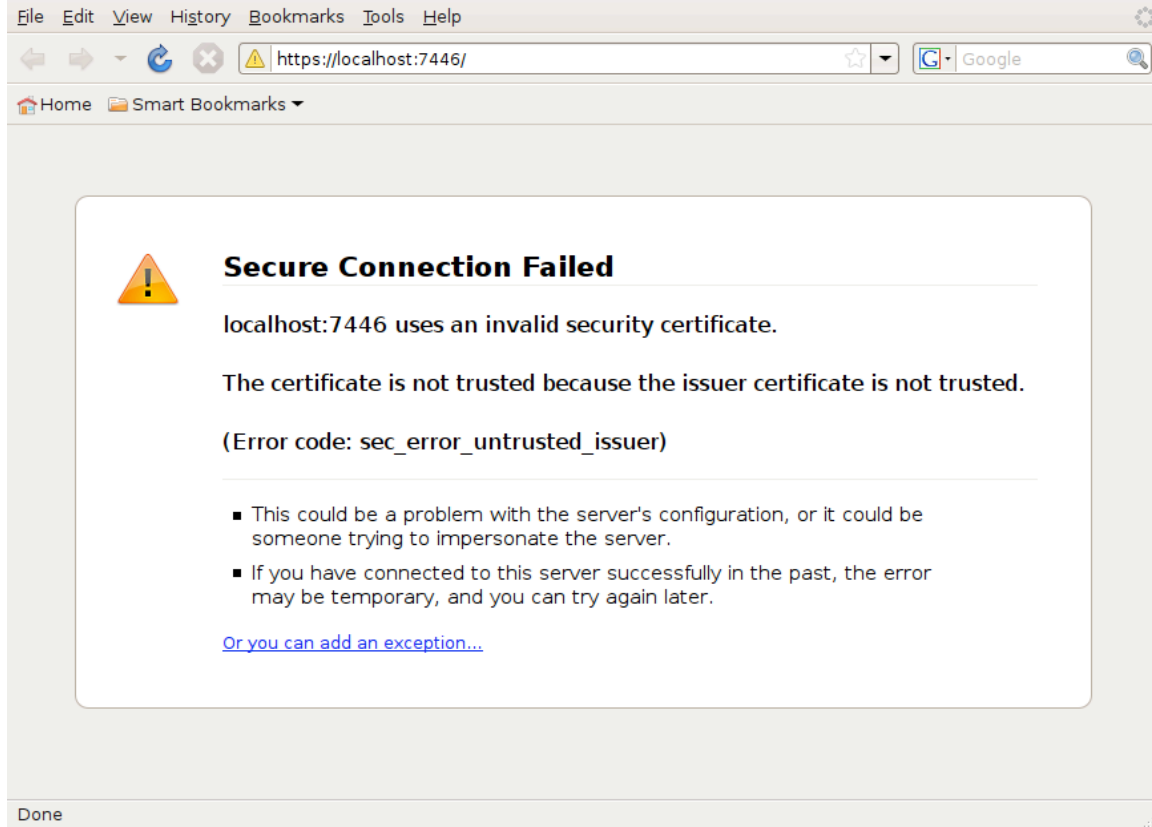


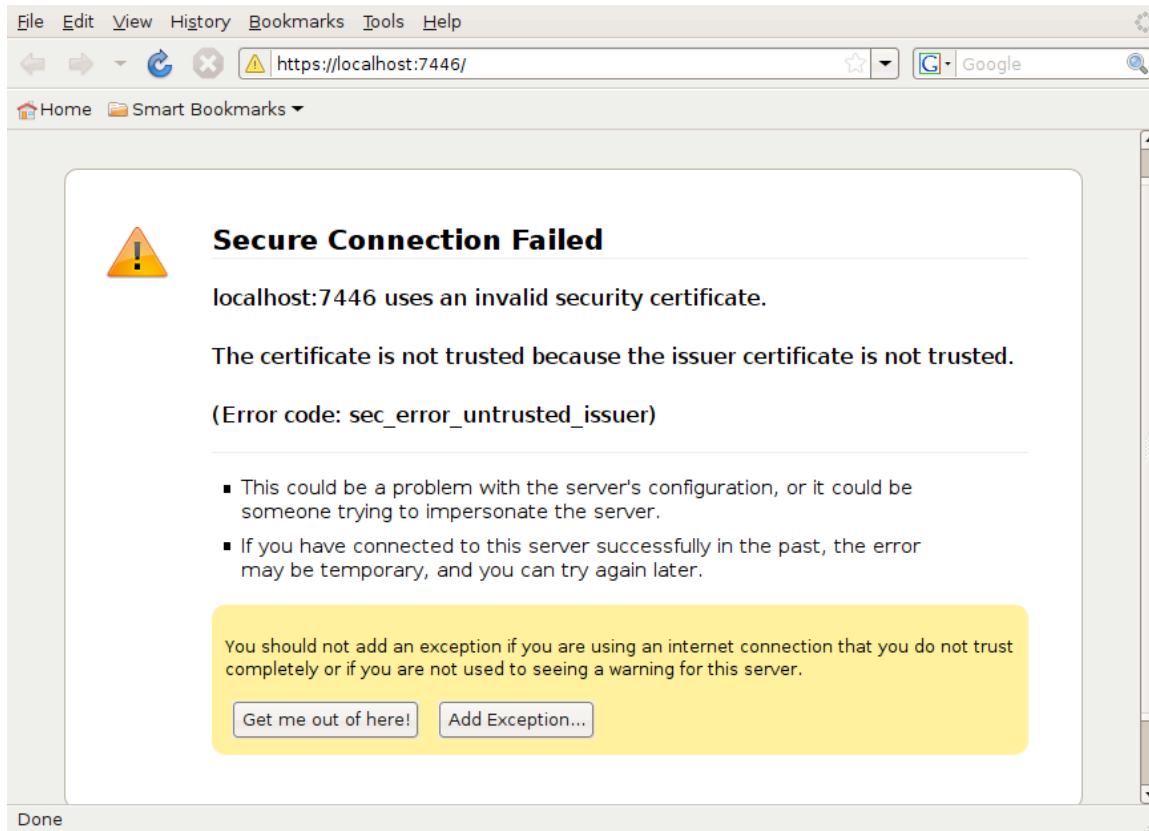
Firefox 3 SSL certificate warning

When you browse to a site with an invalid/unknown ssl certificate (such as self-signed certificates), you see this screen:

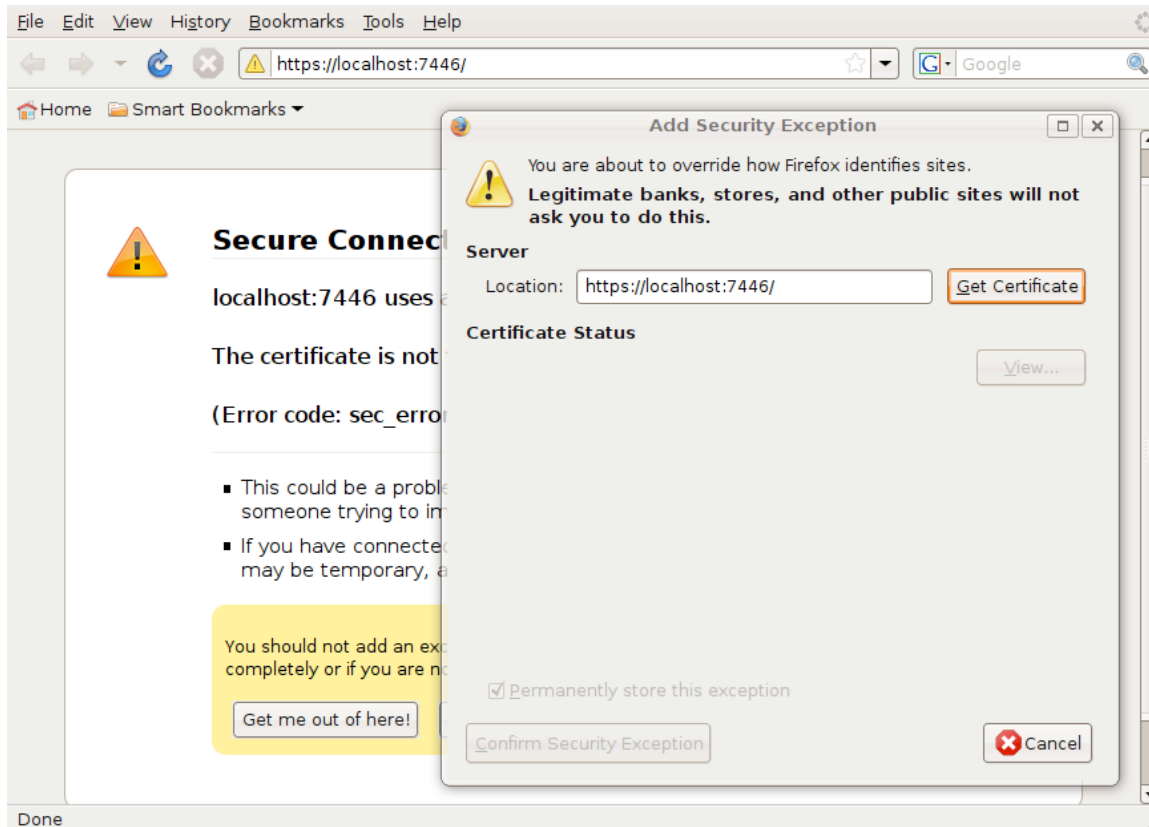


At first glance, **it seemed the site was down**. Then i reread the message more clearly, and noticed it was in fact the SSL issue.

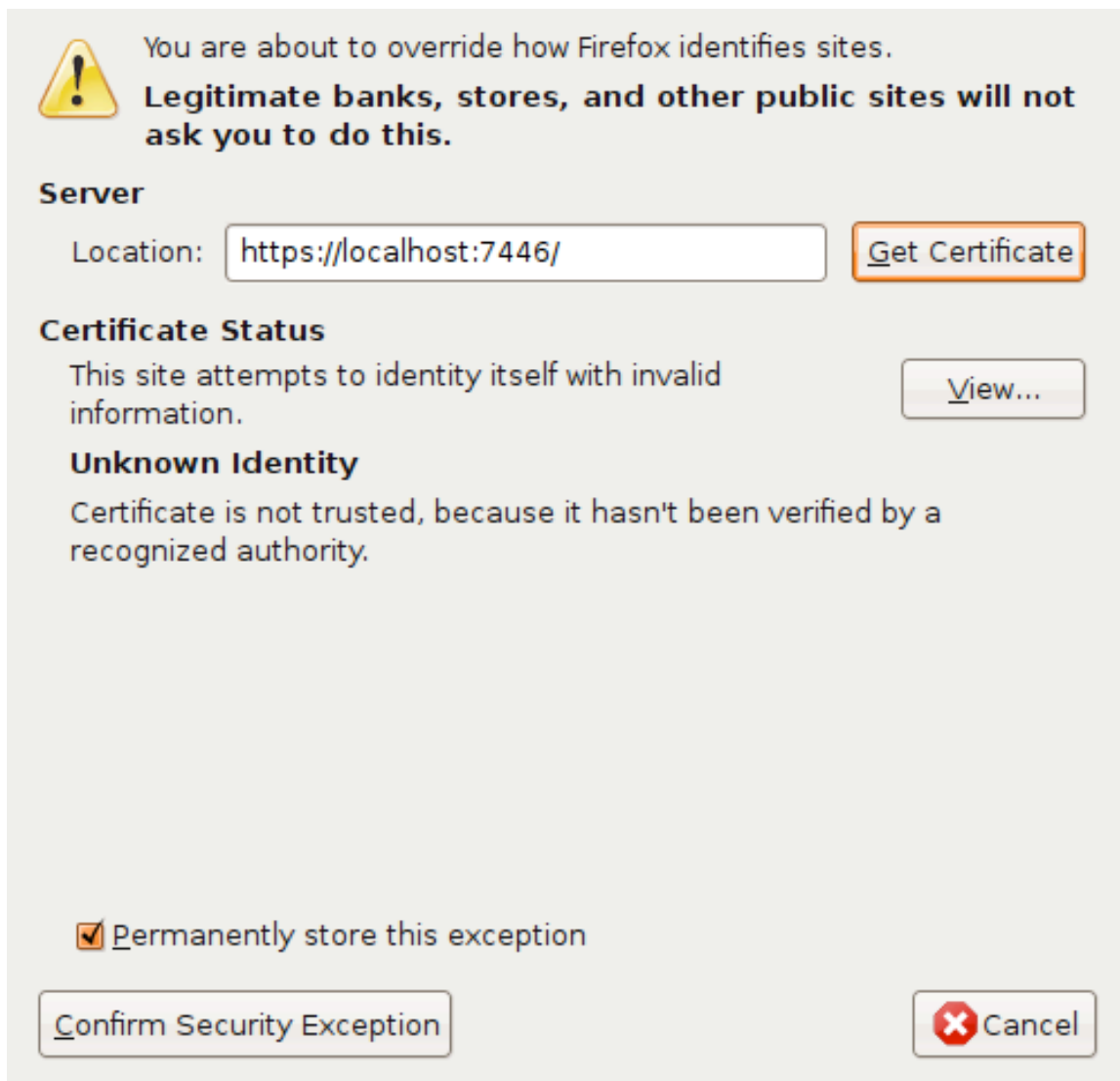
To actually allow you to view the site, you need to go to 3 steps to allow the page to be viewed, as seen below:



Clicking "Add Exception" brings you to this page:



Next, “Get Certificate” :



The image shows a Firefox security warning dialog box. At the top left is a yellow warning triangle icon. To its right, the text reads: "You are about to override how Firefox identifies sites. Legitimate banks, stores, and other public sites will not ask you to do this." Below this is a section titled "Server" with a "Location:" label and a text input field containing "https://localhost:7446/". To the right of the input field is a button labeled "Get Certificate". Below the "Server" section is a section titled "Certificate Status" with the text: "This site attempts to identify itself with invalid information." To the right of this text is a button labeled "View...". Below the "Certificate Status" section is a section titled "Unknown Identity" with the text: "Certificate is not trusted, because it hasn't been verified by a recognized authority." Below this is a checkbox labeled "Permanently store this exception" which is checked. At the bottom left is a button labeled "Confirm Security Exception" and at the bottom right is a button labeled "Cancel" with a red 'X' icon.

Last, click on “Confirm Security Exception”. And then we are able to see the page we intended to view

Adapted from Bart Verwilt a.k.a Bort : : w3blog

(<http://blog.verwilt.be/2008/03/01/firefox-3-ssl-certificate-warnings-confusing/>)

File Edit View History Bookmarks Tools Help

https://localhost:7446/ Google

Home Smart Bookmarks

Secure Connection

localhost:7446 uses a certificate that is not recognized by Firefox.

(Error code: sec_error_cert_unknown)

- This could be a problem if you are visiting someone trying to impersonate this site.
- If you have connected to this site before, the error may be temporary, and it will go away.

You should not add an exception for this site completely or if you are not sure.

Get me out of here!

Add Security Exception

You are about to override how Firefox identifies sites.
Legitimate banks, stores, and other public sites will not ask you to do this.

Server

Location:

Certificate Status

Permanently store this exception

Done